SU·POR®

EAR PORTFOLIO




SU·POR®

Complete Selection System

Includes templates and models to aid in implant selection





Match Size and Contour Details to Your Patient's Anatomy and Reconstructive Requirements

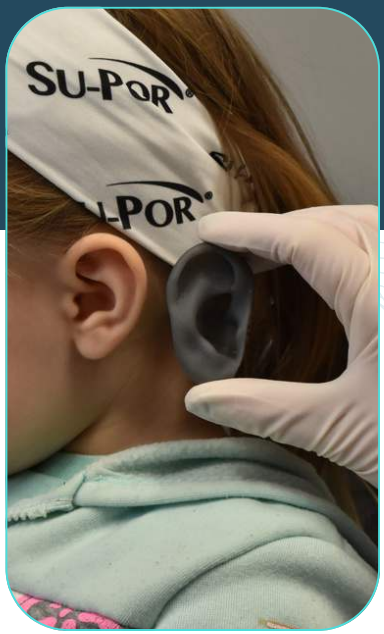

Available in 24 Unique Designs

PLACING YOUR ORDER

When placing the order, be sure to order the catalog number for the side requiring reconstruction. Utilize the convenient Ear Legend located on the underside of the sizing kit.

Submit all order requests by:

email: **sales@poriferous.com**
phone: **(877) 631 - 1954 (Toll-Free)**

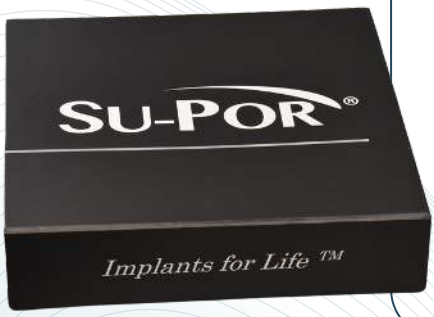

Instructions For Use & Helpful Videos

www.poriferous.com

If you can't find an ear to match your patient's needs, contact us to discuss our Patient-Specific solutions

Groundbreaking Product That Offers A New Level of Efficiency for Reconstructive Surgery

INTEGRATION



The implant's open-pore structure enables integration with the body.

TRUSTED TECHNOLOGY WITH OVER 40 YEARS OF CLINICAL POST-OPERATIVE DATA.

With its innovative technology, an integrated Su-Por implant has its own blood supply, thanks to vascular fascia, making it an ideal option for full-thickness skin grafts.

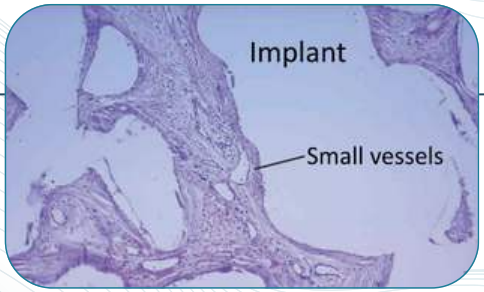

The Su-Por implant promotes rapid tissue growth, becoming fully mucosalized in three to four weeks. Within three weeks of implantation, the implant typically integrates with fibrovascular tissue, and bone integration occurs after six weeks in recently cut areas.

IMPLANT PREPARATION

SOAKING THE IMPLANTS WITH ANTIBIOTIC SOLUTION

1. Prophylactic measure against any contaminates introduced during surgery
2. Wetting implant allows for better, more complete tissue integration
3. Improves fibrovascular and bone ingrowth into implants pores



CUTTING & CONTOURING

Su-Por Surgical Implants are readily cut with surgical instruments. The implants may be carved in the sterile field or directly in vivo, to meet the needs of your patients. Scalpel, scissors, or burr may be used to achieve the desired contour and detail. After adjustments are made, rinse the implant in sterile saline to remove any particulate or debris.



ANTIBIOTIC SELECTION

The solution is dependent on patient tolerance and antibiotic need. There are no known drug incompatibilities with porous polyethylene.



Left Right

4600/4601

57mm (Height)

32mm (Width)

18mm (Base + Projection)

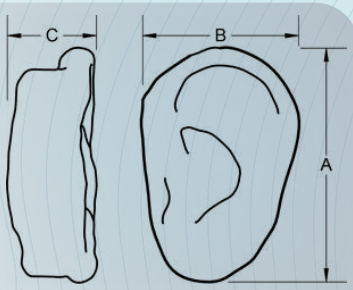

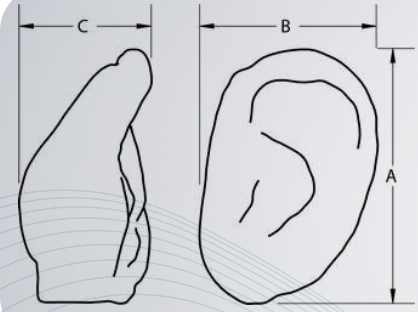

Left Right

4602/4603

57mm (Height)

36mm (Width)

26mm (Base + Projection)





Left Right

4604/4605

58mm (Height)

38mm (Width)

32mm (Base + Projection)

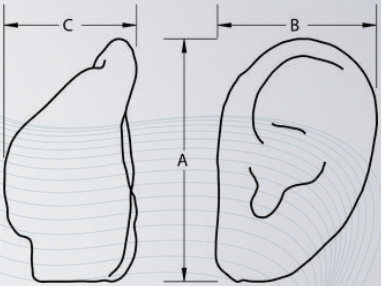



Left Right

4606/4607

56mm (Height)

38mm (Width)

27mm (Base + Projection)

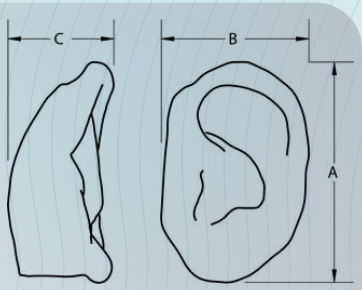

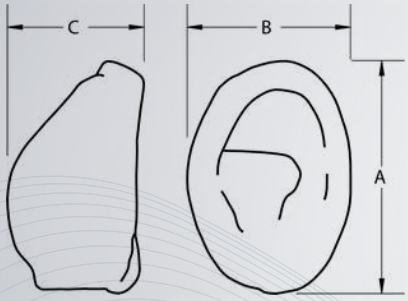

Left Right

4608/4609

51mm (Height)

35mm (Width)

30mm (Base + Projection)





Left Right

4610/4611

56mm (Height)

35mm (Width)

30mm (Base + Projection)

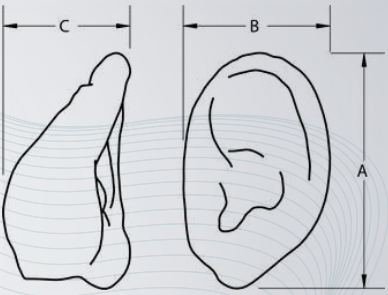



Left Right

4612/4613

55mm (Height)

35mm (Width)

31mm (Base + Projection)

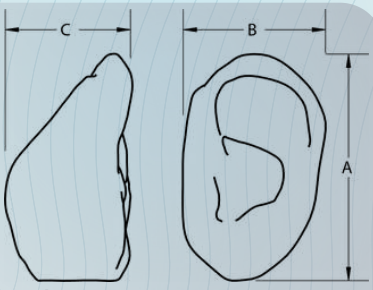

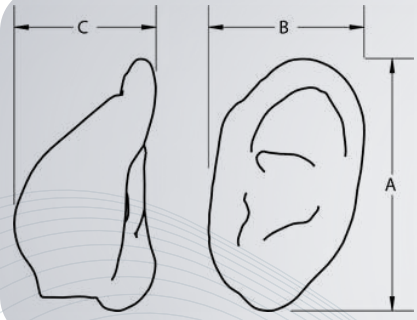

Left Right

4614/4615

58mm (Height)

36mm (Width)

32mm (Base + Projection)





Left Right

4616/4617

53mm (Height)

35mm (Width)

31mm (Base + Projection)

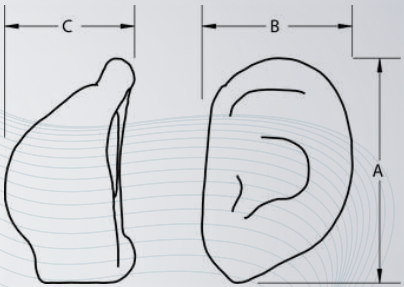



Left Right

4618/4619

56mm (Height)

33mm (Width)

32mm (Base + Projection)

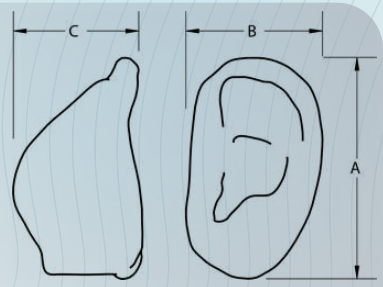

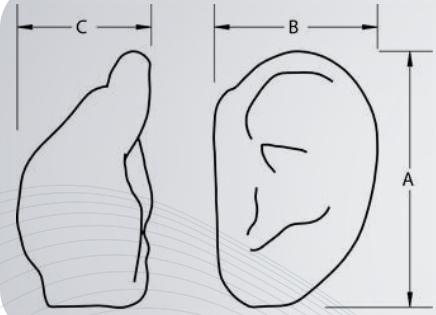

Left Right

4620/4621

56mm (Height)

36mm (Width)

29mm (Base + Projection)





Left Right

4622/4623

46mm (Height)

34mm (Width)

28mm (Base + Projection)

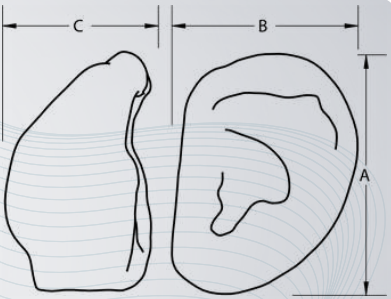



Left Right

4624/4625

55mm (Height)

40mm (Width)

24mm (Base + Projection)

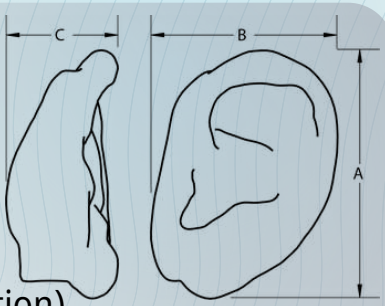

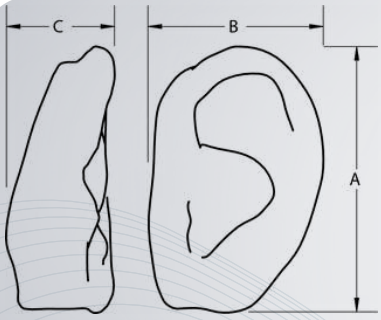

Left Right

4626/4627

56mm (Height)

37mm (Width)

23mm (Base + Projection)





Left Right

4628/4629

60mm (Height)

40mm (Width)

27mm (Base + Projection)

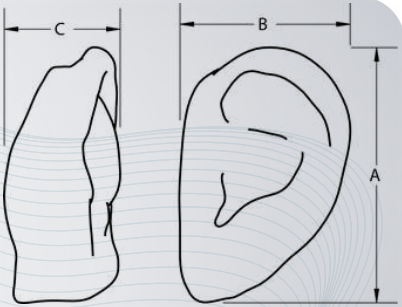



Left Right

4630/4631

59mm (Height)

37mm (Width)

31mm (Base + Projection)

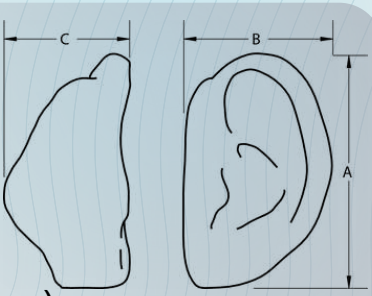

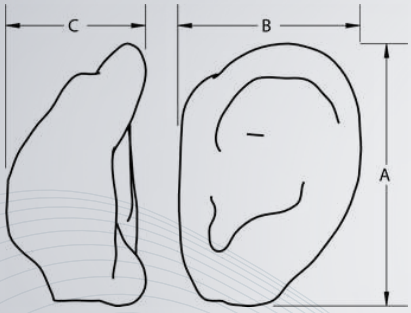

Left Right

4632/4633

53mm (Height)

36mm (Width)

28mm (Base + Projection)





Left Right

4634/4635

50mm (Height)

33mm (Width)

26mm (Base + Projection)

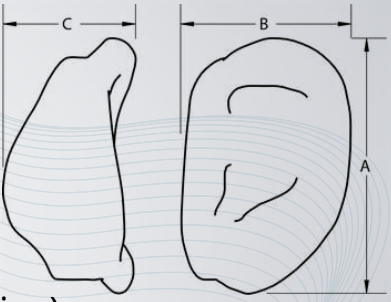



Left Right

4636/4637

60mm (Height)

38mm (Width)

30mm (Base + Projection)

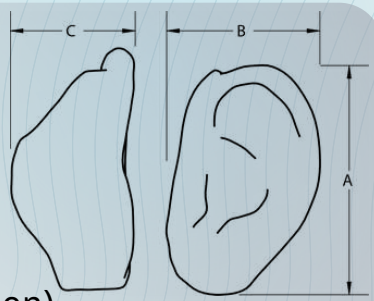

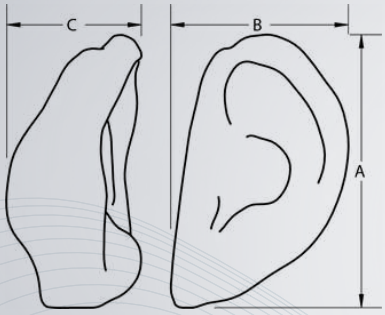

Left Right

4638/4639

63mm (Height)

38mm (Width)

31mm (Base + Projection)





Left Right

4640/4641

52mm (Height)

35mm (Width)

28mm (Base + Projection)

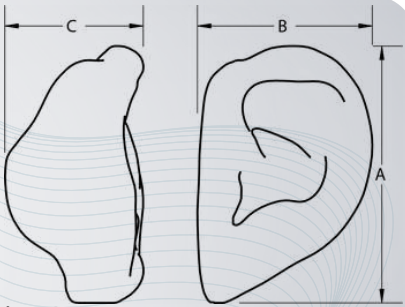



Left Right

4642/4643

57mm (Height)

38mm (Width)

23mm (Base + Projection)

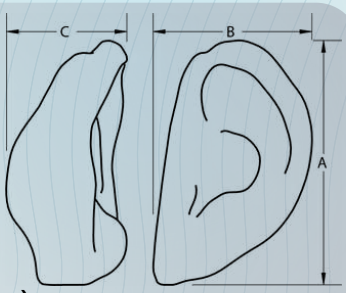

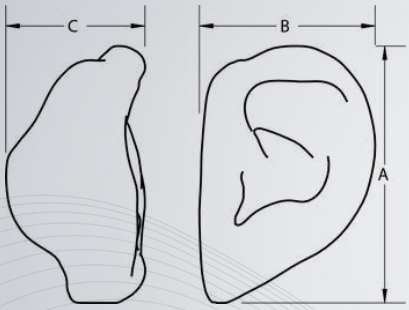

Left Right

4644/4645

55mm (Height)

34mm (Width)

21mm (Base + Projection)





Left Right

4646/4647

56mm (Height)

34mm (Width)

28mm (Base + Projection)

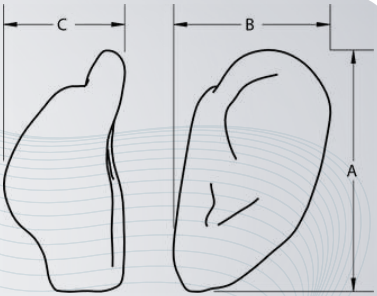

All products shippd by Poriferous, LLC are provided STERILE. DO NOT USE any implant if the package is open, damaged or wet. All STERILE items are considered single use and can not be sterilized.

Surgeons should consult the package insert for use and precautions. For additional information, please contact your local Su-Por Surgical Implant distributor.

All products manufactured and distributed by Poriferous, LLC are latex free.

SU·POR®

CONTACT US
www.poriferous.com
T: (877) 631 - 1954 (Toll Free)
F: (770) 683 - 7459

CE
1639

Copyright 2015. All rights reserved. The Su-Por service mark is owned by or used under the license and authority if Poriferous, LLC. Su-Por is a registered trademark of Poriferous, LLC.

220124 REV C

SU·POR®